

**YEAR ONE**

Year Ahead Meeting

[illegible]

# WHAT WE WILL COVER

01



Staff

02



Information /  
Reminders

03



Year One  
Curriculum

04



Expectations  
at home

# STAFF

## Class Teachers:

Mrs Tiller  
Miss Wilding  
Mrs Church-Taylor

## PPA Teacher:

Miss Smith

## Teaching Assistant:

Mrs Numan

## Support Staff:

Ms Yau  
Mr Sumner  
Miss Darby






# REMINDERS

PE -  
MONDAYS  
AND  
THURSDAYS.

READING  
BOOKS ARE  
CHANGED  
ONCE A  
WEEK.

CLASS DOJO  
- NO  
TAPESTRY.



# TIMETABLE

Mornings	Afternoons	
Phonics	Handwriting	Whole Class Reading (from Christmas)
Maths	2 x PE	Art / D&T
English	RE	Music
	Science	Computing
	Geography	History



# CURRICULUM TOPICS

## AUTUMN 1

What makes me  
unique?

## AUTUMN 2

Where have all the  
leaves gone?

## SPRING 1

Have you ever seen  
an alien?

## SPRING 2

What makes  
someone a hero?

## SUMMER 1

Where are the  
butterflies hiding?

## SUMMER 2

How quickly could I  
travel around the  
world?




# MATHS END OF YEAR EXPECTATIONS

Place Value	Addition and Subtraction	Multiplication and Division	Fractions	Measures	Geometry
<ul style="list-style-type: none"><li>Count to 100 – forwards and backward s and from any given number.</li><li>One more and one less of a number</li><li>Read and write numbers to 100 in numerals</li><li>Write numbers 1-20 in numerals and words</li></ul>	<ul style="list-style-type: none"><li>Use mathematical signs + - =</li><li>Recall number bonds to 20</li><li>Add and subtract one and two digit numbers to 20.</li><li>Solve one step problems.</li></ul>	<ul style="list-style-type: none"><li>Solve one step problems using concrete, pictorial and arrays for representation s.</li></ul>	<ul style="list-style-type: none"><li>Recognise and find a half.</li><li>Recognise and find a quarter.</li></ul>	<ul style="list-style-type: none"><li>Length</li><li>Weight / mass</li><li>Capacity and volume</li><li>Time (to the hour and half past)</li><li>Days of the week</li><li>Months of the year.</li></ul>	<ul style="list-style-type: none"><li>2d and 3d shapes</li><li>Describe turns.</li></ul>



# PROBLEM SOLVING



**True or false?** Sort objects

The shapes have been sorted by colour.

The first circle contains four red shapes: three triangles and one square. The second circle contains four blue shapes: three triangles and one square.


White Rose Maths

**What I noticed  
was ....**


**I know this is  
true because ....**



# READING AND PHONICS END OF YEAR EXPECTATIONS




- Apply phonic knowledge to decode words.
- Respond with the correct sound to graphemes for all 40+ phonemes, including alternative sounds.
- Read accurately by blending sounds in unfamiliar words
- Read a range of simple common exception words e.g. the, said, they, once, she, friend, school.
- Read words with the endings -s, -es, -ing, -ed and -est. Read words of more than one syllable.
- Read contractions e.g. I'm, can't, we'll.
- Read pseudo (alien) words with accuracy, including vowel digraphs and trigraphs.
- **Read some phonically-decodable books, closely matched to phonic knowledge.**



This is the year you will be blown away from the beginning of Year 1 to the end of summer term!



# PHONICS SCREENING



01

Daily reading will help children fluently read.



02

Children sit this check after May half term.




03

20 real words, 20 pseudo (alien) words.




04

34 / 40 has been the pass rate.




# WRITING EXPECTATIONS

- Write sentences that resemble orally composed sentences that are sequence to form short narratives
- Join words and clauses using and
- Demarcate some sentences with:  
**Capital Letters**  
**Full Stops**  
**Question marks** (when required)
- Segment spoken words into phonemes and represent these by graphemes, spelling some words correctly and making phonically-plausible attempts at others
- Most names, and the personal pronoun I, begin with a capital letter
- Uses regular plural noun suffixes mostly correctly e.g. –s or –es
- Spell many of the Year 1 common exception words
- Use spacing between most words




# COMMON EXCEPTION WORDS




These are the words that children need to be able to spell by the end of Year 1. They are called 'common exception words' (CEWs) because most of them do not follow the traditional rules of phonics and just must be learnt 'off by heart'. Some of the words will become easier to spell when children have learnt more graphemes (sounds) as we continue our phonics teaching.


We have divided the words into six lists so that you can work on each list with your child in the relevant term at home. We will test the children on the term's CEWs at the end of each term. . At the end of each term, we will send an annotated copy of this document as a reminder of the words for the next term and so you will be able to see which words your child is now spelling consistently and which words they still need to work on.

Term 1	Term 2	Term 3	Term 4	Term 5	Term 6
the to I a was they is his	said says of are by one once	be he me she we do love	push put pull full some come you your	my no go so there where our has	here were school today house ask friend





## THINGS TO DO AT HOME



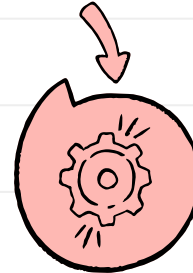
### SPELLINGS

The children need to be able to spell the majority of their common exception words to be Year 2 ready.



### READING

Daily! Please remember to sign your child's reading record. Books will be changed if it has been read 4 or more times.




### NUMBOTS

Little and often. This helps number recall.

Log ins will be in reading diaries.

2s, 5s and 10s.



### GAMES ETC.

Board games for turn taking, counting, sharing, number recognition – teach them it is okay to lose!

Cooking or baking together for Maths, motor skills. Science and language.